



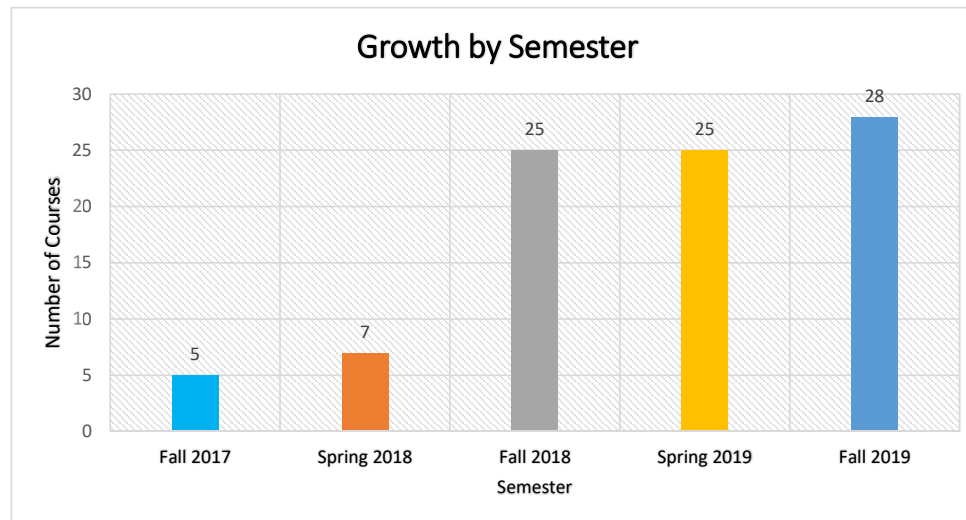
HARTNELL COLLEGE

Office of College Readiness Dual Enrollment Report

(November 2019)

Director of Student Affairs-College Readiness
Laurencia Walker

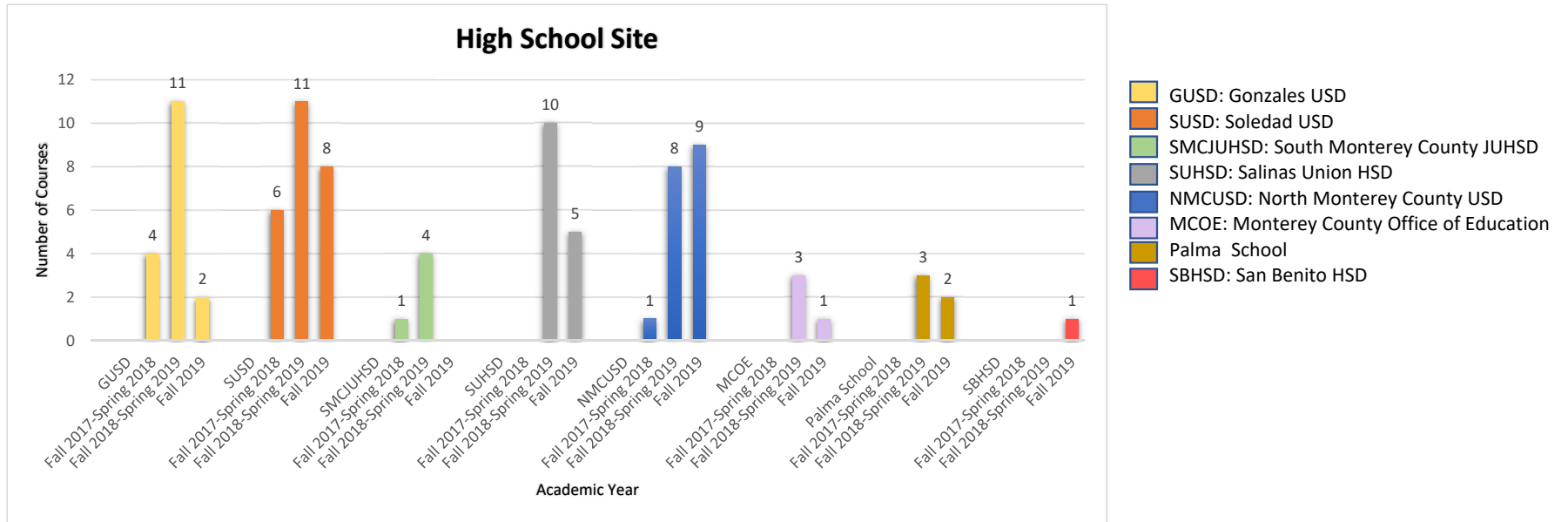
Program Assistant
Yeraldiny (Geri) Jose-Alonzo



Important notes:

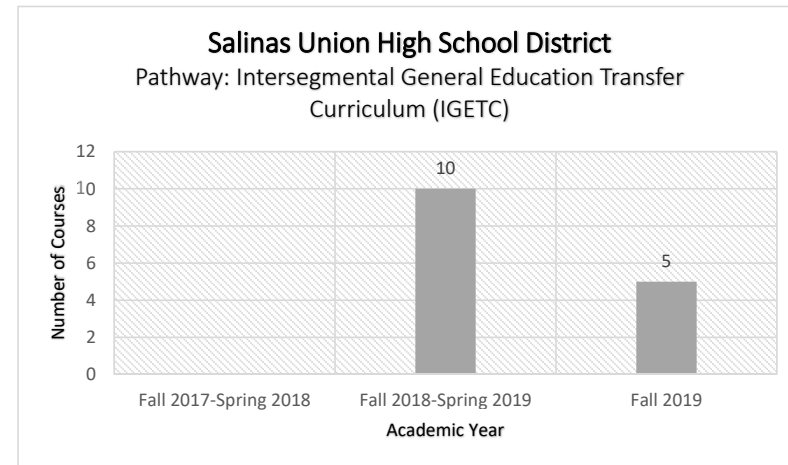
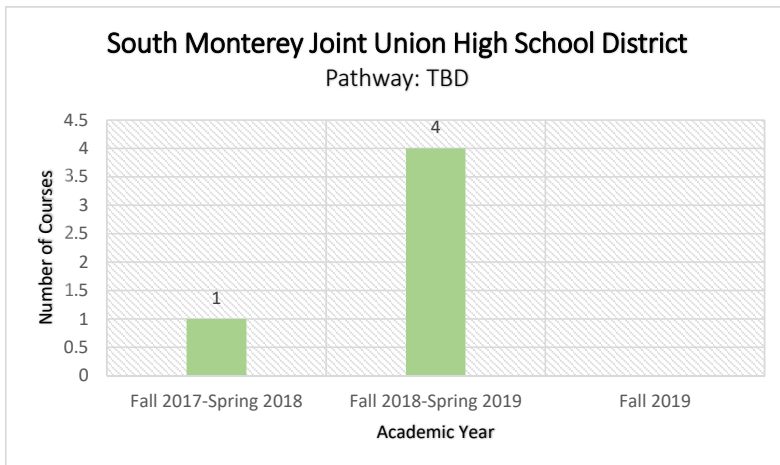
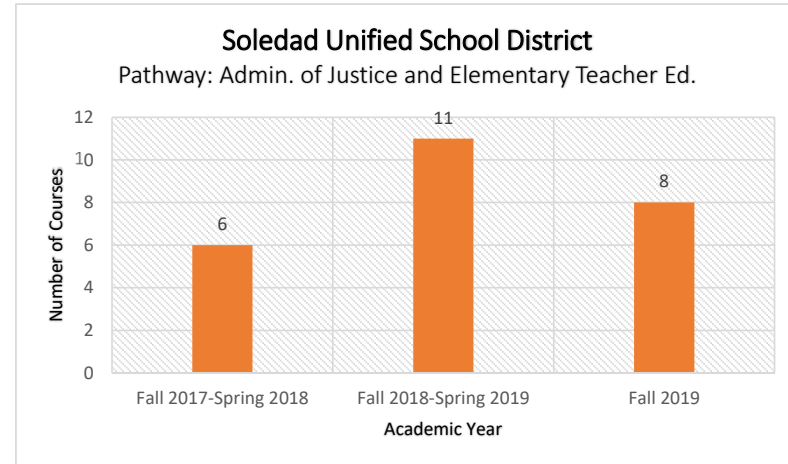
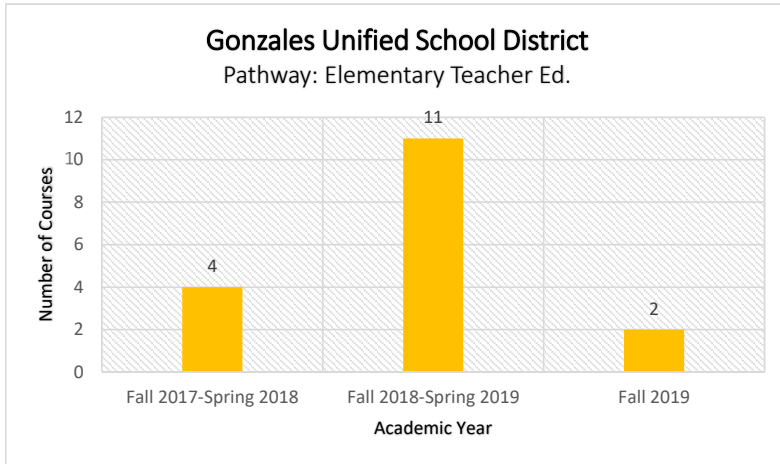
- San Benito High School Dual Enrollment course is offer via an MOU with Gavilan College
- Palma School courses are offered via Education Service Agreements
- All other Dual Enrollment courses are offered via College and Career Access Pathways (CCAP) agreements

Growing Leaders Opportunity. Engagement. Achievement.





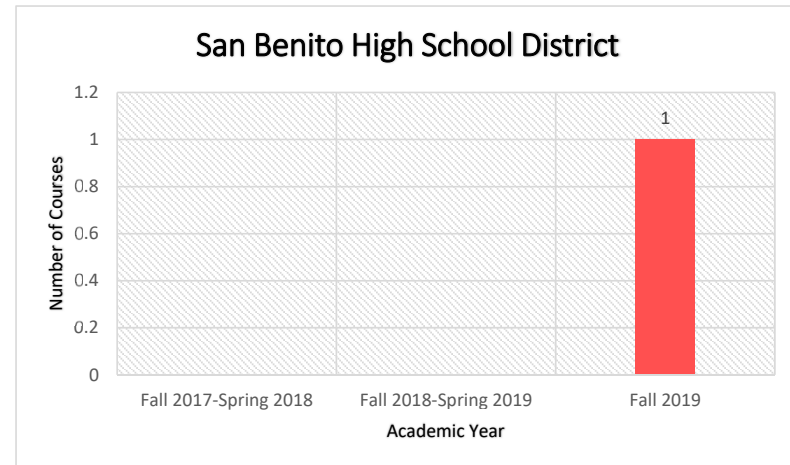
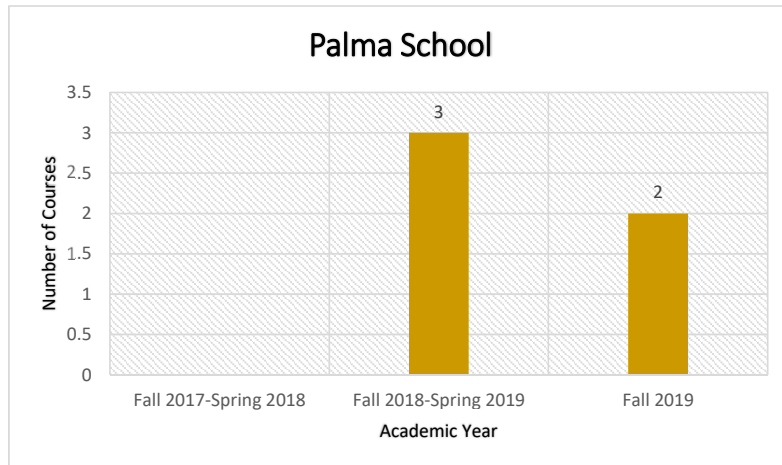
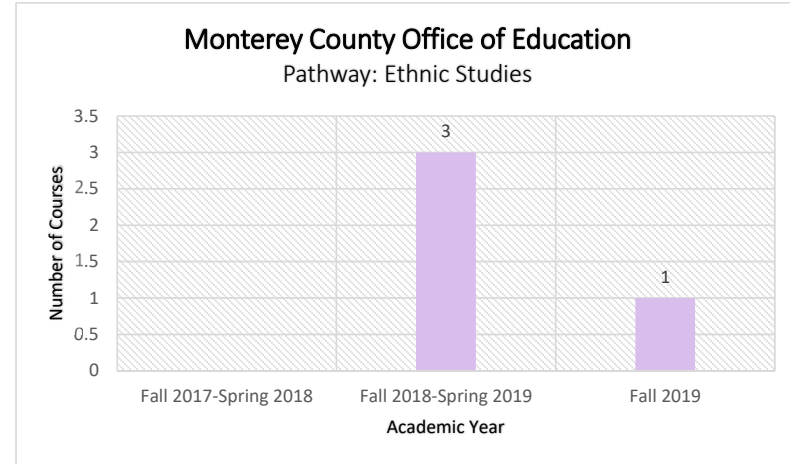
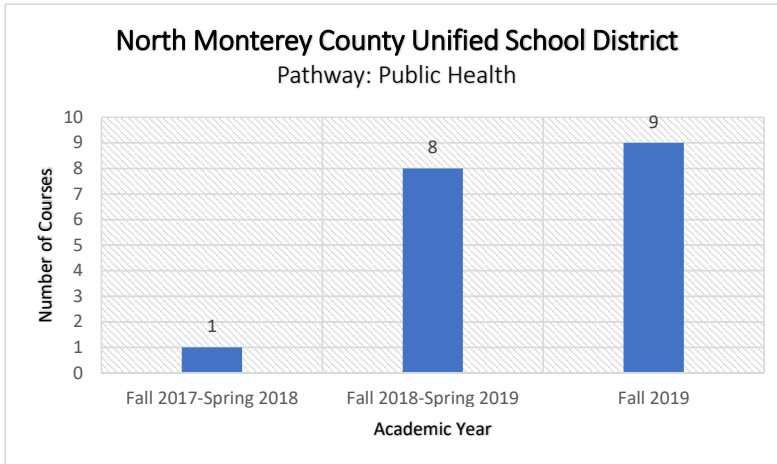
HARTNELL COLLEGE



Growing Leaders Opportunity. Engagement. Achievement.



HARTNELL COLLEGE



Growing Leaders Opportunity. Engagement. Achievement.



HARTNELL COLLEGE

Achievement Data: Fall 2018											
Semester	Location	Course Number	Section Number	Enrollment Count	FTES	Retention Count (Completing with any Grades)	Retention Rate	Class Grade Average (of Students Completing with any Grades)	Success Count	Success Rate	Class Grade Average (of Students Successfully Completing)
Fall 2018	AHS	COU-1	0878	25	2.6	25	100%	3.12	22	88.00%	3.41
	EAHS	COU-1	0881	26	2.6	26	100%	3.12	26	100%	3.12
	GHS	COU-1	0870	30	3	30	100%	3.73	29	96.70%	3.83
	GON	COU-1	0862	20	2	19	95%	3.68	19	95.00%	3.68
	GON	ENG-1A	0863	28	2.5	28	100%	3.07	28	100%	3.07
	GON	ENG-1A	0865	27	2.4	27	100%	3.48	27	100%	3.48
	GON	HIS-17A	0866	28	2.5	27	96%	2.52	20	71.40%	3.05
	GON	PSY-2	0871	26	2.6	26	100%	2.77	26	100%	2.77
	KCHS	COU-1	0873	33	3.2	32	97%	2.5	23	69.70%	3.3
	MTHS	COU-1	0880	20	2	18	90%	2.94	16	80.00%	3.31
	NMC	COU-1	0876	32	3.2	32	100%	3.09	27	84.40%	3.48
	NMC	COU-1	0877	29	3	29	100%	3.48	28	96.60%	3.57
	NMC	ENG-1A	0874	29	2.9	29	100%	3.1	29	100%	3.1
	NMC	ENG-1A	0875	27	2.8	27	100%	3.59	26	96.30%	3.73
	NSHS	COU-1	0879	26	2.6	26	100%	3.69	26	100%	3.69
	RC	ETH-1	0853	20	2.1	14	70%	2.86	14	70.00%	2.86
	SHS	COU-1	0882	30	2.8	30	100%	3.57	30	100%	3.57
	SOHS	ADJ-1	0868	34	3.4	34	100%	1.79	24	70.60%	2.33
	SOHS	ADJ-1	0872	34	3.4	31	91%	1.81	21	61.80%	2.33
	SOHS	COU-1	0852	37	3.5	35	95%	3.74	35	94.60%	3.74
	SOHS	ENG-101	0850	35	3.6	35	100%	3.83	34	97.10%	3.91
	SOHS	HIS-17A	0867	24	2.4	24	100%	3.59	21	87.50%	3.76
Fall Total				620	60.8	604	97%	3.14	551	89.10%	3.32
Fall Unduplicated				551		534			489		

Growing Leaders Opportunity. Engagement. Achievement.



HARTNELL COLLEGE

Achievement Data: Spring 2018											
Semester	Location	Course Number	Section Number	Enrollment Count	FTES	Retention Count (Completing with any Grades)	Retention Rate	Class Grade Average (of Students Completing with any Grades)	Success Count	Success Rate	Class Grade Average (of Students Successfully Completing)
Spring 2019											
	SOHS	ADJ-2	0850	17	1.7	15	88.20%	2.47	13	76.50%	2.77
	SOHS	ADJ-2	0851	17	1.75	16	94.10%	1.44	9	52.90%	2.33
	SOHS	ART-10	0877	36	3.7	36	100.00%	3.57	35	97.20%	3.57
	GHS	COU-1	0852	20	1.85	18	90.00%	2.89	16	80.00%	3.25
	KCHS	COU-1	0853	17	1.44	17	100.00%	2.24	12	70.60%	3.17
	SOHS	COU-1	0854	27	2.6	25	92.60%	3.44	25	92.60%	3.44
	GON	COU-1	0855	32	3	31	96.90%	3.58	30	93.80%	3.7
	MTHS	COU-1	0863	19	1.75	19	100.00%	2.53	16	84.20%	3
	AHS	COU-23	0864	27	2.78	27	100.00%	3.93	27	100.00%	3.93
	NSHS	COU-23	0865	25	2.57	25	100.00%	3.52	25	100.00%	3.52
	EAHS	COU-23	0866	24	2.45	24	100.00%	3.33	24	100.00%	3.33
	NMC	COU-27	0875	31	3.19	31	100.00%	3.16	29	93.50%	3.31
	NMC	COU-27	0876	33	3.29	33	100.00%	3	29	87.90%	3.34
	GON	ECE-6	0856	28	2.8	24	85.70%	3.38	22	78.60%	3.68
	OFF	EMT-53	0881	8	2.87	8	100.00%	3.75	8	100.00%	3.75
	SOHS	ENG-1A	0857	38	3.91	38	100.00%	3.68	37	97.40%	3.76
	GON	ENG-1B	0858	28	2.8	28	100.00%	2.64	28	100.00%	2.64
	NMC	ENG-1B	0869	28	2.67	28	100.00%	3.26	26	92.90%	3.26
	NMC	ENG-1B	0872	25	2.57	25	100.00%	3.33	25	100.00%	3.42
	GON	ENG-1B	0859	27	2.56	27	100.00%	3.68	27	100.00%	3.68
	RC	ETH-12	0882	14	1.44	12	86%	2.42	12	85.70%	2.42
	RC	ETH-7	0874	16	1.65	12	75.00%	3.33	12	75.00%	3.33
	SOHS	HIS-17A	0860	37	3.6	34	92%	3.09	29	78.40%	3.62
	GON	HIS-17B	0879	22	2.2	22	100%	3	21	95.50%	3.14
	GON	TAC-1	0880	28	2.7	28	100%	3.54	28	100.00%	3.54
Spring Total				624	63.84	603	96.00%	3.13	565	89.30%	3.32
Spring Unduplicated				556		540			506		

Growing Leaders Opportunity. Engagement. Achievement.



HARTNELL COLLEGE

Achievement Data: Fall 2019 (TBD)											
Semester	Location	Course Number	Section Number	Enrollment Count	FTES	Retention Count (Completing with any Grades)	Retention Rate	Class Grade Average (of Students Completing with any Grades)	Success Count	Success Rate	Class Grade Average (of Students Successfully Completing)
Fall 2019											
	GON	TAC-1	0873								
	GON	HIS-17A	0866								
	AHS	ENG-1AX	0877								
	NSHS	ENG-1AX	0878								
	NSHS	ENG-1AX	0881								
	MTHS	COU-1	0879								
	EAHS	ENG-1AX	0880								
	SOHS	COU-1	0850								
	SOHS	ADJ-1	0851								
	SOHS	ENG-1AX	0852								
	SOHS	HIS-17A	0867								
	SOHS	HIS-17A	0854								
	SOHS	ART-10	0855								
	SOHS	PSY-2	0856								
	SOHS	BUS-32	0857								
	NMC	ENG-1AX	0853								
	NMC	ENG-1AX	0882								
	NMC	MAT-13	0868								
	NMC	MAT-123	0864								
	MNC	MAT-13	0884								
	NMC	MAT-13	0885								
	NMC	MAT-13	0886								
	NMC	COU-1	0860								
	MNC	HES-80	0861								
	RC	ETH-1	0853								
	SBHS	AAT-100	0887								

*Pending Data

Growing Leaders Opportunity. Engagement. Achievement.