

Mission Statement

We advance social and economic justice through the transformative power of education.

Vision

If you could imagine the most perfect Hartnell College, what would that look like?

- A place where students receive the message every day that they belong, their ideas matter, and they bring worth to the community.
- A place where students build relationships and build their future.
- A place where students can give their all to their education and future without worry that something will stop their educational journey.
- A place where we dismantle self-imposed and societal barriers.
- A place of transformation, growing the thoughtful leaders of tomorrow.
- A place where dreams become possibilities.

Values

- Education • Connection • ¡Sí se puede! • Cultural Wealth • Impact

Strategic Plan 2025-28 | Goals

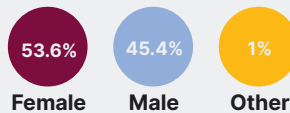
Adopted by Board of Trustees in January 2025

- Goal 1:** Ensure that we put students first in everything we do.
- Goal 2:** Optimize student access, momentum, and success.
- Goal 3:** Maximize operational efficiency and effectiveness.
- Goal 4:** Implement fiscal health and sustainability practices.
- Goal 5:** Create and sustain meaningful relationships with our community.

Student Enrollment

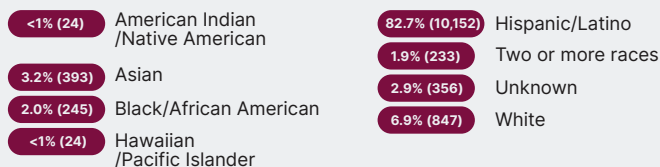
12,276 students

↑ 14.8% Increase
(22-23)



Students We Serve

Ethnicity 2023-24



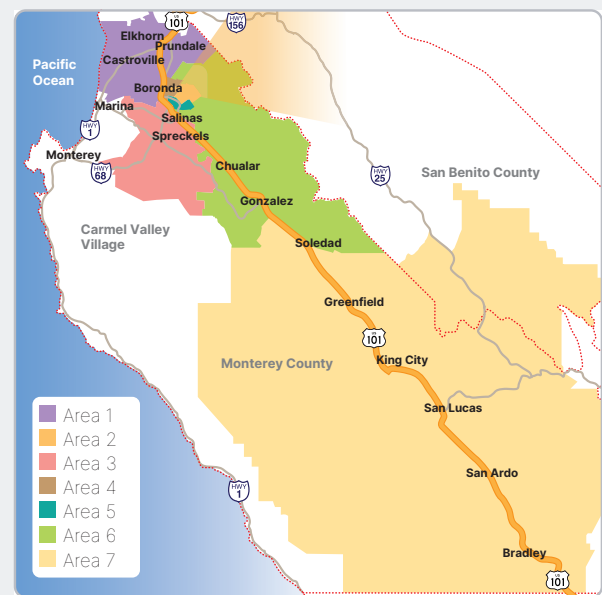
Superintendent/President

Michael Gutierrez

Board of Trustees (2024-25)

Area 1	Alejandra González Board Vice President	Area 5	Ray Montemayor
Area 2	Angela Der Ramos	Area 6	Cesar Iracheta
Area 3	Kari Valdés	Area 7	Candi DePauw
Area 4	Irma C. Lopez Board President	Student Trustee	Zoe Cruz Uribe

Hartnell Community College District



Hartnell College Locations

Hartnell College
411 Central Avenue,
Salinas, CA 93901

Alisal Campus
1752 E. Alisal Street,
Salinas, CA 93905

Castroville Education Center
10241 Tembladera St,
Castroville, CA 95012

Soledad Education Center
1505 Metz Road,
Soledad, CA 93960

King City Education Center
117 North Second St.
King City, CA 93930

Hartnell College Foundation (2023-24)

Funds Raised: \$6,615,183

Impact

Contract revenue: \$1,945,893

Scholarships: \$1,126,275

Total: \$8,561,076

Emergency Rental Assistance

Program: \$884,560

Visit hartnellfoundation.org
or call 831-755-6800.

Support for College Programs:
\$3,988,883

K-12 STEAM program: \$1,945,893

Total: \$8,561,076

Intercollegiate Sports

*Men's and Women's teams

- Baseball
- Basketball*
- Beach Volleyball
- Cross Country*
- Football
- Soccer*
- Softball
- Track and Field*
- Volleyball
- Swim and Dive*

2023-24 Student Success

- Number of Associate Degrees awarded or to be conferred. (Academic programs that require completion of 60+ credit hours) | **Total: 1180 (103 increase from 22-23)**
- Number of Certificates of Achievement awarded or to be conferred. (Academic Programs that require completion of 18+ credit hours) | **Total: 970 (78 increase from 22-23)**

2023-24 Highlights

- In Fall 2024, the Salinas Valley Promise program admitted its largest cohort of incoming scholars in its history, with a total of 1396 first-time, full-time students being accepted into the program.
- The Student Support Services/TRIO Program celebrated the graduation of fifty-five students in May 2024. The majority of these students successfully transferred to four-year universities within a three-year period.
- The High School Equivalency Program (HEP) at Hartnell College continues to expand and serve seasonal/migrant farm workers throughout the Salinas Valley. High School Equivalency courses are now offered in Greenfield, Gonzales, Hartnell College Alisal Campus and the Family Resource Center at Martin Luther King Jr. Academy in East Salinas. During the 2023-24 academic year, a total of 67 eligible HEP students successfully obtained their High School Equivalency Certificate. 53 graduates successfully transitioned to post-secondary education courses and one student enrolled in vocational education.
- Hartnell's Support of Undergraduate Life (SOUL) Center opened its first ever free student market, El Mercado. Both El Mercado and the SOUL Center act as central hubs for students to access essential services relating to food, stable housing, financial stability, and wellness security. On average, the Office of Basic Needs receives over 11,000 student visits per semester.

2023-24 Operating Budget of \$71.3 million

Funding sources:

Property taxes

31.2 million

Student fees

2.1 million

State support

36.6 million

Other

\$ 1.4 million

2023-24 Tuition and Fees

California residents

\$46 per unit

Non-California residents

\$364 per unit

2023-24 Financial Aid Awards

Federal

\$14,592,923

to

3,096 students

State

\$6,193,707

to

2,646 students



Hartnell Employees

202

Classified

61

Management

373

Faculty