




STEPS TO SUCCESS

HARTNELL COLLEGE



CAMPUS LOCATIONS

<p>MAIN CAMPUS 411 Central Avenue Salinas, CA 93901 831-755-6700</p>	<p>ALISAL CAMPUS 1752 East Alisal Street Salinas, CA 93905 831-755-6960</p>
<p>CASTROVILLE EDUCATION CENTER 10241 Tembladera Street Castroville, CA 95012</p>	<p>SOLEDAD EDUCATION CENTER 1505 Metz Road Soledad, CA 93960 831-759-6051</p>
<p>KING CITY EDUCATION CENTER AND SOUTH COUNTY EDUCATION SERVICES 117 North Second Street King City, CA 93930 831-386-7100</p>	



www.hartnell.edu/pantherprep      @hartnellcollege

KING CITY










CASTROVILLE








SOLEDAD




▶ GETTING STARTED! ◀

-  **Step 1**
Apply for Admission - CCCApply
-  **Step 2**
Apply for Financial Aid (FAFSA or California Dream Act)
-  **Step 3**
Set up Your Student Account and College Gmail
-  **Step 4**
Complete the New Student Online Orientation
-  **Step 5**
Use the Online Placement Tool for English, Math, and ESL course placement
-  **Step 6**
Complete your Student Educational Plan with a Counselor
-  **Step 7**
Register for Classes and Pay your Fees!

▶ YOU'RE ON TRACK! ◀

-  **Step 1**
Get your Student ID Card (can be virtual)
-  **Step 2**
Pick up your parking permit (if parking on campus)
-  **Step 3**
Renew your Financial Aid for the next school year
-  **Step 4**
Attend Class and get to know your Instructors
-  **Step 5**
Seek support through the Panther Learning Lab, Early Support, Crisis and Wellness Center, or Department of Supportive Programs and Services if you begin to struggle in class
-  **Step 6**
Visit the Counseling department and make an appointment if you need to switch your major, think you might need to drop a class or withdraw.
-  **Step 7**
Pay attention to semester deadlines (including last day to add/drop, etc.) and take note of expectations in your Major (such as internships)



▶ ALMOST AT THE FINISH LINE! ◀

-  **Step 1**
Visit the Transfer Center or Career HUB
-  **Step 2**
Revise and update your Resume
-  **Step 3**
Participate in Transfer Center or Job Placement activities
-  **Step 4**
Petition to Graduate the semester **BEFORE** you plan to graduate by making an appointment with your Counselor
-  **Step 5**
Request your transcripts be mailed to the university/college(s) to which you are to transfer
-  **Step 6**
Apply for Scholarships
-  **Step 7**
Renew and add transfer college/university to your FAFSA